





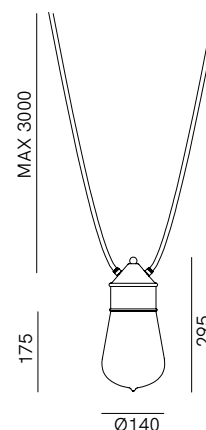
Ispirate alle luci delle sagre paesane, le lampade della collezione Drop sono tra le più note e apprezzate del Fanale. Semplici ma ricercate, queste lampade a sospensione in ottone, rame e vetro sono una soluzione originale per l'arredamento degli ambienti esterni e interni. Reinterpretando la tradizionale forma a goccia, illuminano discretamente ogni spazio, adattandosi al contesto con naturale eleganza.

Inspired by the lights of village festivals, the lamps in the Drop collection are among the best known and most appreciated from Il Fanale. Simple yet refined, these brass, copper and glass pendant lamps offer an original solution for furnishing indoor and outdoor environments. Reinterpreting the traditional drop shape, they subtly illuminate any space, adapting to the context with natural elegance.



SPECIFICHE TECNICHE | TECHNICAL DATA

Tipologia Type	sospensione pendant
Ambiente Environment	indoor - outdoor
Materiali Materials	Ottone - rame - vetro Brass - copper - glass
Fonte luminosa Light source	1 x Max 15W LED E27 (non inclusa not included)  E27 ST64
Tensione Voltage	240 Vac 50-60 Hz
Dimmerazione Dimming	Taglio di fase IGBT / TRIAC Phase cut IGBT / TRIAC
Scatole Boxes	1
Volume totale Total volume	0,020 m ³
Peso lordo Gross weight	2 kg
Certificazioni Certifications	   IP55




FINITURE | FINISHES

Montatura | Frame



O
Ottone Anticato
Antique Brass

Testa | Shade



R
Rame Anticato
Antique Copper

Vetro | Glass



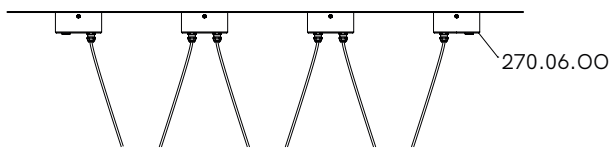
T
Trasparente
Transparent

COMPOSITIONS




Esempi di composizione | Example of compositions

Installazione con allacciamento elettrico a soffitto
Ceiling installation with ceiling electrical connection

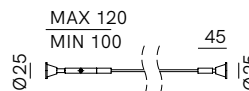
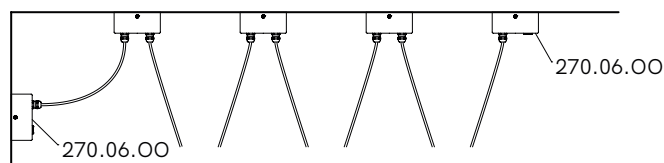


Accessori | Accessories



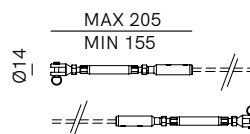
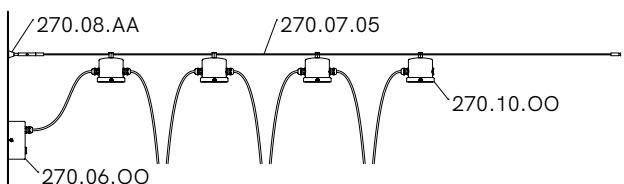
270.07.05 - 5 mt. - Ø3 mm
270.37.10 - 10 mt. - Ø4 mm
270.37.20 - 20 mt. - Ø4 mm
270.37.30 - 30 mt. - Ø4 mm
 Cavo d'acciaio
 Steel cable

Installazione a soffitto con allacciamento elettrico a parete
Ceiling installation with wall electrical connection



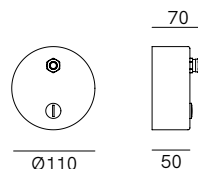
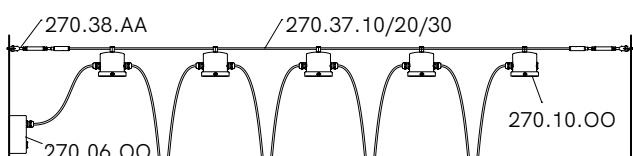
270.08.AA
 Kit per cavo d'acciaio fino a 5 mt.
 Kit for steel cable up to 5 mt.

Installazione su cavo d'acciaio fino a 5 mt. (fino a 3 lampade)
Up to 5 mt. steel cable installation (up to 3 lamps)

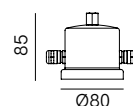


270.38.AA
 Kit 2 tiranti per cavo d'acciaio > 5 mt.
 Kit 2 tie rods for steel cable > 5 mt.

Installazione su cavo d'acciaio > 5 mt. (superiore a 3 lampade)
> 5 mt. steel cable installation (for more than 3 lamps)



270.06.00
 Rosone muro/soffitto con 2 stringicavo più un tappo
 Wall/Ceiling canopy with 2 cable glands and one plug



270.10.00
 Scatola di connessione per cavi d'acciaio
 Junction box for steel cables